


KHV - series



KHV-series


Technical description
IEC 355-560

Standard features

- Industrial series of MV motors
- Insulation class F, temperature rise 80°C
- SKF or NSK bearings
- PTC /PT100 protection for the windings
- PT100 protection for the bearings

Options

- 10kV windings
- Ask our possibilities for special designs, special dimensions, reverse engineering projects



KHV-series

Three-phase motors with squirrel cage, protection degree IP55

2 POLES-3.000 Rpm, COOLING: IC 411
6.000V Y 50 Hz, Insulation class F

Type	Power	Speed	Efficiency	Power factor	Rated current (6000V)	Nominal torque	Moment of inertia GD ² /4	Starting current ratio	Starting torque ratio	Break-down torque	Net weight
	KW	Rpm	%	συμφ	Amp	Nm	Kgm ²	Ip/In	Mp/Mn	Mm/Mn	Kg
KHV355-2	200	2975	94,6	0,88	23,1	642	2,6	6,9	1,60	2,70	1.900
KHV355-2	250	2975	94,9	0,88	28,8	803	3,0	6,6	1,50	2,60	2.100
KHV400-2	315	2980	94,8	0,86	37,2	1.009	4,5	6,9	1,40	3,40	2.800
KHV400-2	355	2980	95,2	0,88	40,8	1.138	5,0	7,0	1,50	3,60	2.900
KHV400-2	400	2980	95,2	0,87	46,5	1.282	5,5	6,6	1,60	3,30	3.000
KHV400-2	450	2980	95,2	0,88	52,3	1.442	6,0	6,7	1,50	3,10	3.100
KHV450-2	500	2980	95,3	0,87	58,0	1.602	10,0	6,9	1,20	2,90	3.400
KHV450-2	560	2980	95,4	0,87	64,9	1.795	11,0	6,7	1,40	2,80	3.500
KHV450-2	630	2980	95,5	0,87	73,0	2.019	12,0	6,9	1,30	2,70	3.600
KHV450-2	710	2980	95,7	0,87	82,1	2.275	13,0	7,0	1,10	2,60	3.700
KHV500-2	800	2980	95,6	0,88	91,5	2.564	16,0	6,7	0,80	2,40	4.300
KHV500-2	900	2980	95,7	0,88	102,8	2.884	17,0	6,2	0,70	2,40	4.400
KHV500-2	1000	2980	95,9	0,88	114,0	3.205	19,0	6,7	0,80	2,30	4.600

KHV-series

Three-phase motors with squirrel cage, protection degree IP55

4 POLES-1.500 Rpm, COOLING: IC 411
6.000V Y 50 Hz, Insulation class F

Type	Power	Speed	Efficiency	Power factor	Rated current (6000V)	Nominal torque	Moment of inertia GD ² /4	Starting current ratio	Starting torque ratio	Break-down torque	Net weight
	KW	Rpm	%	σ _{ovφ}	Amp	Nm	Kgm ²	Ip/In	Mp/Mn	Mm/Mn	Kg
KHV355-4	200	1480	94,4	0,85	24,0	1.291	6,0	6,7	1,70	3,30	1.900
KHV355-4	250	1480	94,9	0,86	29,5	1.613	8,0	6,8	1,40	3,10	2.100
KHV400-4	315	1485	94,9	0,88	36,3	2.026	10,0	6,2	1,20	2,70	2.900
KHV400-4	355	1485	95,0	0,88	40,9	2.283	11,0	6,4	1,30	2,90	3.000
KHV400-4	400	1485	95,2	0,88	45,9	2.572	12,0	6,1	1,10	2,60	3.100
KHV400-4	450	1485	95,3	0,88	51,6	2.894	13,0	6,0	1,00	2,40	3.200
KHV450-4	500	1485	95,3	0,86	58,7	3.215	20,0	5,3	1,40	3,20	3.500
KHV450-4	560	1485	95,6	0,86	65,5	3.601	22,0	5,1	1,50	2,60	3.600
KHV450-4	630	1485	96,0	0,86	73,4	4.052	24,0	5,8	1,50	3,10	3.700
KHV450-4	710	1485	96,1	0,87	81,7	4.566	26,0	6,4	1,40	2,60	3.800
KHV500-4	800	1485	95,7	0,86	93,5	5.145	38,0	5,9	1,20	2,60	4.500
KHV500-4	900	1485	95,8	0,86	105,1	5.788	41,0	6,2	1,10	2,50	4.700
KHV500-4	1000	1485	95,9	0,86	116,7	6.431	44,0	5,8	1,10	2,40	5.200
KHV500-4	1120	1485	96,0	0,86	130,5	7.203	47,0	6,3	1,20	2,70	5.400
KHV560-4	1250	1490	96,1	0,87	143,9	8.012	65,0	6,3	0,90	2,10	5.600
KHV560-4	1400	1490	96,2	0,87	161,0	8.973	70,0	6,4	1,00	2,30	5.900
KHV560-4	1600	1490	96,4	0,87	183,6	10.832	75,0	6,1	1,00	2,30	6.400

KHV-series

Three-phase motors with squirrel cage, protection degree IP55

6 POLES-1.000 Rpm, COOLING: IC 411
6.000V Y 50 Hz, Insulation class F

Type	Power	Speed	Efficiency	Power factor	Rated current (6000V)	Nominal torque	Moment of inertia GD ² /4	Starting current ratio	Starting torque ratio	Break-down torque	Net weight
	KW	Rpm	%	συνφ	Amp	Nm	Kgm ²	Ip/In	Mp/Mn	Mm/Mn	Kg
KHV355-6	200	985	94,3	0,82	24,9	1.939	10,0	5,5	1,20	2,60	2.300
KHV400-6	250	990	93,9	0,84	30,5	2.412	14,0	5,6	1,10	2,50	2.900
KHV400-6	315	990	94,3	0,84	38,3	3.039	18,0	5,9	1,20	2,60	3.200
KHV450-6	355	985	95,0	0,84	42,8	3.442	26,0	5,7	0,90	2,40	3.400
KHV450-6	400	985	95,3	0,85	47,5	3.878	28,0	5,6	0,80	2,30	3.500
KHV450-6	450	985	96,0	0,86	52,4	4.363	30,0	5,4	0,80	2,50	3.600
KHV450-6	500	985	95,9	0,85	59,0	4.848	32,0	6,0	0,90	2,10	3.700
KHV500-6	560	990	95,1	0,85	66,7	5.402	46,0	5,9	1,40	2,70	4.300
KHV500-6	630	990	95,2	0,85	74,9	6.077	50,0	5,7	1,30	2,50	4.500
KHV500-6	710	990	95,3	0,85	84,3	6.849	58,0	5,5	1,20	2,30	4.700
KHV500-6	800	990	95,4	0,85	94,9	7.717	62,0	5,4	1,10	2,10	4.900
KHV560-6	900	990	95,6	0,84	107,8	8.682	90,0	5,4	1,00	2,20	5.200
KHV560-6	1000	990	95,7	0,84	119,7	9.646	96,0	5,8	1,10	2,30	5.500
KHV560-6	1120	990	95,8	0,84	133,9	10.804	108,0	5,7	1,10	2,40	6.000
KHV560-6	1250	990	95,9	0,84	149,3	12.058	114,0	5,9	1,20	2,60	6.300

KHV-series

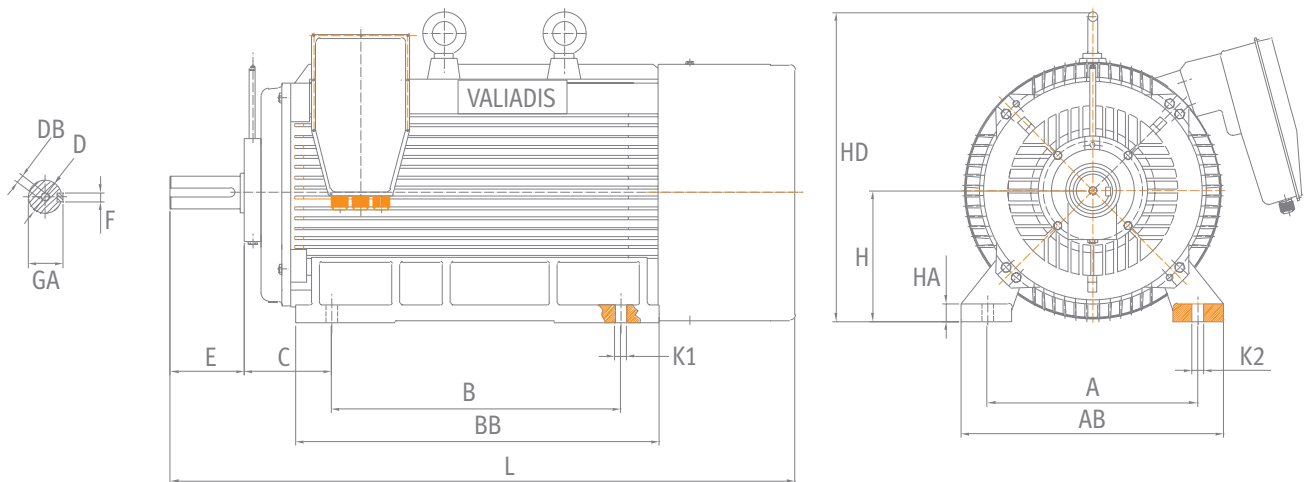
Three-phase motors with squirrel cage, protection degree IP55

8 POLES-750 Rpm, COOLING : IC 411
6.000V Y 50 Hz, Insulation class F

Type	Power	Speed	Efficiency	Power factor	Rated current (6000V)	Nominal torque	Moment of inertia GD ² /4	Starting current ratio	Starting-torque ratio	Break-down torque	Net weight
	KW	Rpm	%	σ _{υφ}	Amp	Nm	Kgm ²	I _p /I _n	M _p /M _n	M _m /M _n	Kg
KHV400-8	200	740	93,5	0,77	26,7	2.581	16,0	5,1	1,10	2,60	3.100
KHV450-8	250	740	93,9	0,78	32,8	3.226	26,0	5,3	1,00	2,30	3.400
KHV450-8	315	740	94,2	0,78	41,3	4.065	30,0	5,3	0,90	2,40	3.600
KHV450-8	355	740	94,4	0,78	46,4	4.581	32,0	5,4	1,00	2,40	3.700
KHV500-8	400	740	94,5	0,79	51,6	5.162	50,0	4,9	1,00	2,30	4.300
KHV500-8	450	740	94,6	0,79	57,9	5.807	54,0	4,8	0,90	2,00	4.600
KHV500-8	500	740	94,8	0,8	63,4	6.453	58,0	5,3	1,00	2,20	4.800
KHV500-8	560	740	94,9	0,8	71,0	7.227	62,0	5,1	1,00	2,20	4.900
KHV560-8	630	740	95,1	0,81	78,7	8.130	90,0	4,9	0,90	2,10	5.400
KHV560-8	710	740	95,3	0,81	88,5	9.163	102,0	4,2	1,00	2,30	5.700
KHV560-8	800	740	95,4	0,81	99,6	10.324	108,0	5,1	1,20	2,50	6.000
KHV560-8	900	740	95,6	0,81	111,8	11.615	114,0	4,6	1,00	2,10	6.300

KHV-series

Dimension sheet



MOUNTING B3, SIZE 355 -560
6.000VY 50 Hz, Insulation class F

Type	H	A	B	C	AB	BB	HD	HA	K1	K2	D	E	F	GA	DB	L
KHV355-2	355	630	900	254	790	1110	960	50	28	35	75	140	20	79,5	M20	1835
KHV355-4-6-8											100	210	28	106	M24	1905
KHV400-2	400	710	1000	280	870	1200	1050	50	35	42	85	170	22	90	M20	1950
KHV400-4-6-8											110	210	28	116	M24	1990
KHV450-2	450	800	1120	280	950	1340	1150	56	35	42	95	170	25	100	M24	2180
KHV450-4-6-8											120	210	32	127	M24	2220
KHV500-2	500	900	1250	315	1080	1490	1200	65	42	50	110	210	28	116	M24	2400
KHV500-4-6-8											130	250	32	137	M24	2440
KHV560-4-6-8	560	1000	1400	355	1170	1680	1480	76	42	50	150	250	36	158	M30	2630

BEARINGS

Type	Drive-End			Non-Drive End		
	2p	4p	6, 8p	2p	4p	6, 8p
355	6317 C3	6322 C3	6322 C3	6317 C3	6322 C3	6322 C3
400	6319 C3	6326 C3	6326 C3	6319 C3	6326 C3	6326 C3
450	6220 C3	6328 C3	6328 C3	6220 C3	6328 C3	6328 C3
500		6328 C3	6330 C3		6328 C3	6330 C3
560		6334 C3	6334 C3		6334 C3	6334 C3